

E_{SE4}

2016/2017



Name / Surname(s): _____

School: _____

Group: _____



City / Town: _____

Date: _____

English Literacy

Year 4 of Secondary Education

INSTRUCCIONES

En esta actividad vas a escuchar  y a leer  una serie de textos y tendrás que responder a unas preguntas. Presta mucha atención.

Algunas preguntas tendrán cuatro posibles respuestas, pero solo una es correcta. Rodea la letra que se encuentre junto a ella. Mira este ejemplo:

Example 1

How many months are there in a year?

- A. 2 months.
- B. 17 months.
- C. 12 months.
- D. 11 months.

Si decides cambiar la respuesta a una pregunta, tacha con una **X** tu primera elección y rodea la respuesta correcta. Mira este ejemplo, donde primero se eligió la respuesta A y luego la C.

Example 1

How many months are there in a year?

- A. 2 months.
- B. 17 months.
- C. 12 months.
- D. 11 months.

En otras preguntas te pedirán que indiques si las afirmaciones son verdaderas o falsas. Mira este ejemplo:

Example 2

Which of these statements are true and which are false?

	True	False
The Spanish flag is blue		X
The Spanish flag is yellow	X	
The Spanish flag is red	X	
The Spanish flag is green		X

Si decides cambiar una respuesta, tacha la X en la respuesta que no quieres marcar y escribe X en la otra casilla.

Mira este ejemplo en el que en la primera afirmación se había seleccionado la opción “Verdadero” y se ha cambiado por “Falso”:

Example 2

Which of these statements are true and which are false?

	True	False
The Spanish flag is blue	X	X
The Spanish flag is yellow	X	
The Spanish flag is red	X	
The Spanish flag is green		X

En otras preguntas te pedirán que rellenes huecos, que escribas un texto, etc. Sigue atentamente las indicaciones de cada pregunta y responde **CLARAMENTE** en el espacio reservado para ello.

Si te equivocas, tacha e indica CLARAMENTE la nueva respuesta.

¡NO PASES LA PÁGINA HASTA QUE SE TE INDIQUE!

LISTENING. MOVING TO SPAIN



Two foreign young people are talking on the phone about living and working in Madrid. Listen to their conversation and answer the questions that follow. You will hear the dialogue twice.



(Image created by Freepik)

1 Where is Andrew calling from?

4CLI1025

He is calling from _____

2 Are the following statements true or false? Mark with an **X**.

4CLI1026

	T	F
Andrew and Anna haven't talked recently.		
Anna has been living in Spain for a year.		
Anna is working as a conversation teaching assistant.		
Andrew is moving to Madrid next week.		

3 Andrew is going to move to Spain because...

4CLI1027

- A) he loves Spain and he wants to learn more about Spanish culture.
- B) he has been offered a job in Madrid.
- C) he is going to study at a university in Madrid.
- D) he wants to make an exchange with a Secondary School in Madrid.

4 What is the purpose of Andrew's phone call ?

4CLI1028

- A) Learning a bit about Spanish secondary schools.
- B) Knowing how Anna is doing in Madrid.
- C) Getting some information to plan his holidays in Spain.
- D) Asking Anna some questions about living and working in Madrid.

5 How did Anna find accommodation in Spain?

4CLI1029

- A) She used a website.
- B) She contacted an agency.
- C) She got in touch with some Spanish students.
- D) She asked some Spanish friends.

6 What is Andrew worried about before arriving in Spain?

4CLI1030

- A) His flight.
- B) Finding flat mates.
- C) Finding accommodation.
- D) The weather.

7 Where does Anna recommend Andrew to live?

4CLI1031

- A) In the city centre.
- B) In the outskirts.
- C) Next to the campus.
- D) Next to her flat.

8 What does Anna say about the students at her school? She says...

4CLI1032

- A) they are great and quiet.
- B) they are obedient.
- C) they are great but talkative.
- D) they are disobedient.

9 How does Anna describe the teachers she works with?

4CLI1033

- A) They are supportive.
- B) They are unsupportive.
- C) They are respectful.
- D) They are disrespectful.

10

In Anna's school, some subjects are taught in English. According to the conversation, write two of them:

4CLI1034

1. _____

2. _____

11

What is Anna's opinion about the school she works in?

4CLI1035

- A) She is not happy there, she thinks it is a bad school.
- B) She thinks that many things must be changed.
- C) She is very worried about the teachers and students.
- D) She seems happy, she thinks there is a good organization.

12

For Andrew, the conversation with Anna has been...

4CLI1036

- A) very useful, she has answered all his questions.
- B) not very useful, she hasn't told him many things about Spain.
- C) useless, she hasn't answered his questions.
- D) a waste of time, she has told him things he is not interested in.

READING COMPREHENSION. CYCLING

Read the *Young cyclists' guide* carefully and answer the questions that follow.

Dangers: what to watch for!

Riding alone: Always check with your parents first before you go.

Sidewalks: If riding on the sidewalk be careful around people walking. Go slow. Share the sidewalk. Let pedestrians go first and let them know you are coming. Check driveways for cars turning in, or backing out.

Driveways / Trails / Alleys intersecting with roads: Stop and look all ways before moving forward. Check first at the sidewalk, and then at the edge of the road. If there are parked cars, move out so that you can see clearly down the street.

Crossing the Street: Get off your bike to cross at a crosswalk or busy street. Check all ways, and cross.

Turning: Practice looking back over your shoulder without weaving your bike. Shoulder check regularly, and especially before you make a turn.

Riding in groups: Always ride in single file.

Right turning vehicles: Stay behind a car as you get close to an intersection — don't try to pass. You can get caught between the curb and the car (or worse, a truck), and get squeezed.

Never ride against traffic: Drivers aren't looking for bicyclists riding on the left side of the road.

Surface hazards: Ride far enough out from the curb to maintain a straight line, steering clear of puddles, sharp objects like bits of glass, debris and holes in the pavement. If you get a flat tire, slow down gently to a stop and walk your bike to avoid ruining the tires and rims.

Stop signs and red lights:

Going through a stop sign or red light can be a killer. Make stopping a habit. Practice stopping and starting again. Always stop with your pedal in a good pushing position, so it is easy to start. You will soon get good at it, and you will feel strong as you speed up from your start.

MAKE YOUR BIKE LEGAL!

Equipment REQUIRED by law:

1. Helmet: Cyclists under 18 must wear a helmet. Helmets are strongly recommended for cyclists over 18.
2. Lights and reflectors: A white light mounted on the front of your bike, a red reflector on the back at night.
3. Bell or horn.
4. Reflective tape: White reflective tape on the front forks, red reflective tape on the rearstays.

RECOMMENDED equipment:

5. Rack or basket.
6. Water bottle in holder.
7. Shoes that cover your toes.
8. Red light on the back of the bike for night riding.
9. Bright coloured clothing to be more visible.
10. Bike lock.



ONTARIO MINISTRY OF TRANSPORTATION.

<http://www.mto.gov.on.ca/english/safety/pdfs/young-cyclist-guide.pdf> 27/02/17

13 According to the text, when you are riding alone:

4CLI1066

- A) You need to check everything.
- B) Your parents should go before you.
- C) Your parents should check everything.
- D) You should ask your parents for permission.

14 When you ride on the sidewalk ...

4CLI1067

- A) you should warn pedestrians that you are coming.
- B) speed is not very important.
- C) you go first but slow.
- D) you don't need to check driveways.

15 Order the steps you should take when riding through road intersections. Write **1**, **2** or **3**.

4CLI1068

Look onto the road beyond any parked cars	
Halt in order to look all ways	
Look first for people on the sidewalk	

16 When you do a "shoulder check", you...

4CLI1069

- A) check that you can stretch your arm.
- B) make sure your shoulder is straight.
- C) look back while keeping a straight line.
- D) ride without weaving your bike.

17 When you ride with other people, you should ride...

4CLI1070

- A) in groups, in one or more files.
- B) in single file.
- C) in groups or single file, it doesn't matter.
- D) in several groups of one file.

18 What side do drivers expect you to ride? On the _____ side.

4CLI1071

19 What kind of pavement hazards should you avoid? Mark TWO examples with an **X**.

4CLI1072

Pools of water	
Flat tires	
Pointy objects	
Rims	

20 Why is it convenient to leave your pedal in pushing position when you stop?

4CLI1073

- A) Because it's safer.
- B) Because it's easier to get going again.
- C) Because it's a habit.
- D) Because it's easier to stop.

21 You must wear a helmet if you are _____.

4CLI1074

22 Write one device that is required by law in order to make warning sounds:
a _____.

4CLI1075

23 What should you wear to be more easily seen?

4CLI1076

- A) Yellow reflective tape.
- B) Shoes with lights.
- C) A helmet with a headlamp.
- D) Bright coloured clothing.

24 Match if the equipment is required or recommended, according to the text:

4CLI1077 Write **1, 2** or **3**.

- (1) Front white light
- (2) Back red reflector
- (3) Back red light

Required at night	
Required at all times	
Recommended for night riding	

WRITING. THE INTERNET IS WATCHING YOU

Read the blog entry below and do the following tasks:

Monday 24/02/2017

THE INTERNET IS WATCHING YOU!

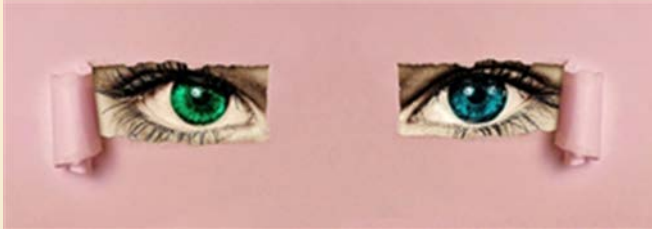


Image taken from <http://pixabay.com>

Last week I listened to an interesting radio programme on the consequences we might have to face in the future after posting things on the Internet.

We all upload photos and videos, we post comments and send messages almost every day. But where does all that information go to later? It is impossible to know, although there is no doubt that everything is saved on the net even if we delete them. Scary, isn't it? It seems that the Internet is watching us, like Big Brother.

Posted by: Jane Shanks at 9:30 pm

Labels: Internet, discussion

25

TASK A: Post a comment giving your opinion on AT LEAST THREE of these questions:

4CLI1037 a
4CLI1048

- How risky can going online be for us?
- Do you think social networking sites are safe enough?
- What type of information should we not post online, if any?
- What possible bad use of the information that we leave on the Internet can people make?

WRITE 20 to 25 WORDS PER QUESTION.

THE INTERNET IS WATCHING YOU!

A. Post a comment.

26

TASK B. Rewrite the following sentences using the words in brackets without changing the meaning of the sentence provided.

4CLI1049 Your personal data will be in danger on the Internet if you are not careful enough. (unless)

4CLI1050 I was listening to the radio when I heard that shocking piece of news. (while)

4CLI1051 The Internet is a very useful tool, but it can become very addictive. (although)

27

TASK C. Rewrite the following sentences using a relative pronoun.

4CLI1052 Most online services require the acceptance of their conditions. We all use them.

4CLI1053 I know a couple of people. They have been cyberbullied recently.
